

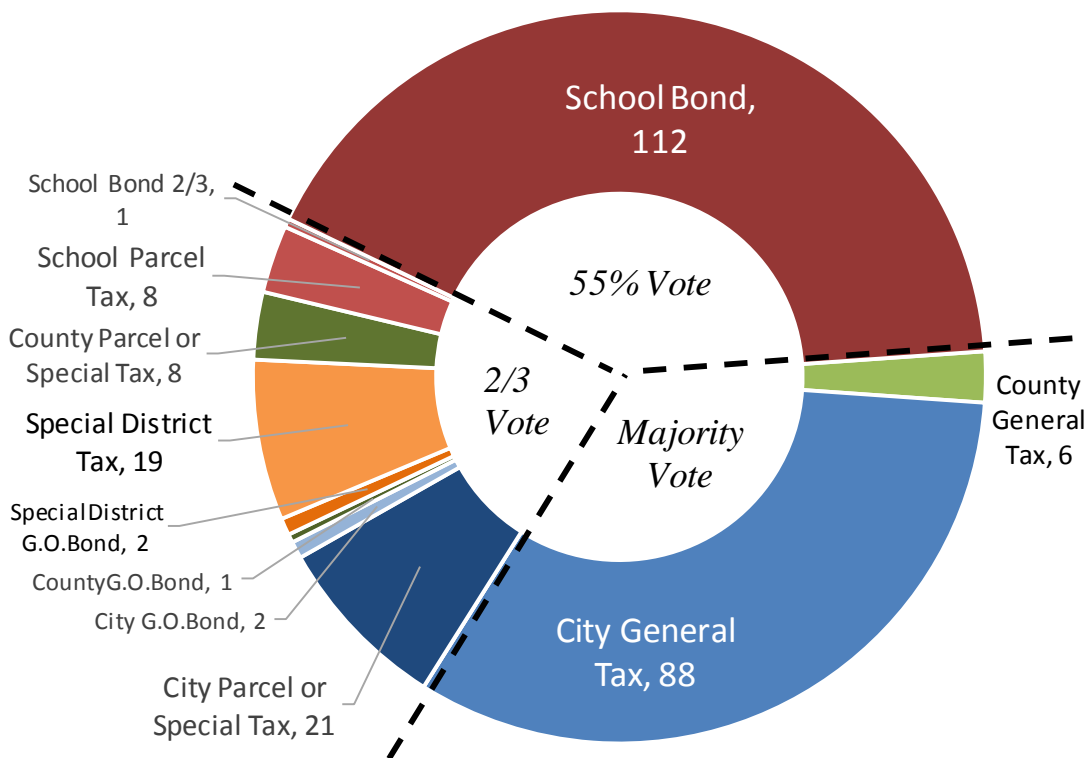
Local Revenue Measure Results November 2014

The November 4, 2014 California gubernatorial election included over 400 local measures including 268 seeking approval for taxes or bonds. K-12 schools districts and community colleges sought a total of \$11.775 billion in 113 separate authorizations for bonds to construct facilities, acquire equipment and make repairs and upgrades. There were just eight measures to increase or extend school parcel taxes.

Among the 147 non-school local revenue measures were four measures asking for a total of \$555.5 million in bonds, including a \$500 million transportation bond measure in San Francisco. There were 32 city, county and special district parcel taxes requiring two-thirds voter approval, including two library measures, three street/road improvement measures, four parks and open space measures, sixteen fire, emergency medical response measures and five police/fire measures.

Fifty-five proposals sought to extend or increase local sales taxes, ranging from 1the renewal of a 1/10 percent tax for the Fresno Zoo to one percent increases proposed in 15 cities. Thirteen of the 55 sales tax measures earmark the tax proceeds for a particular purpose, making them special taxes requiring 2/3 voter approval under Proposition 13.

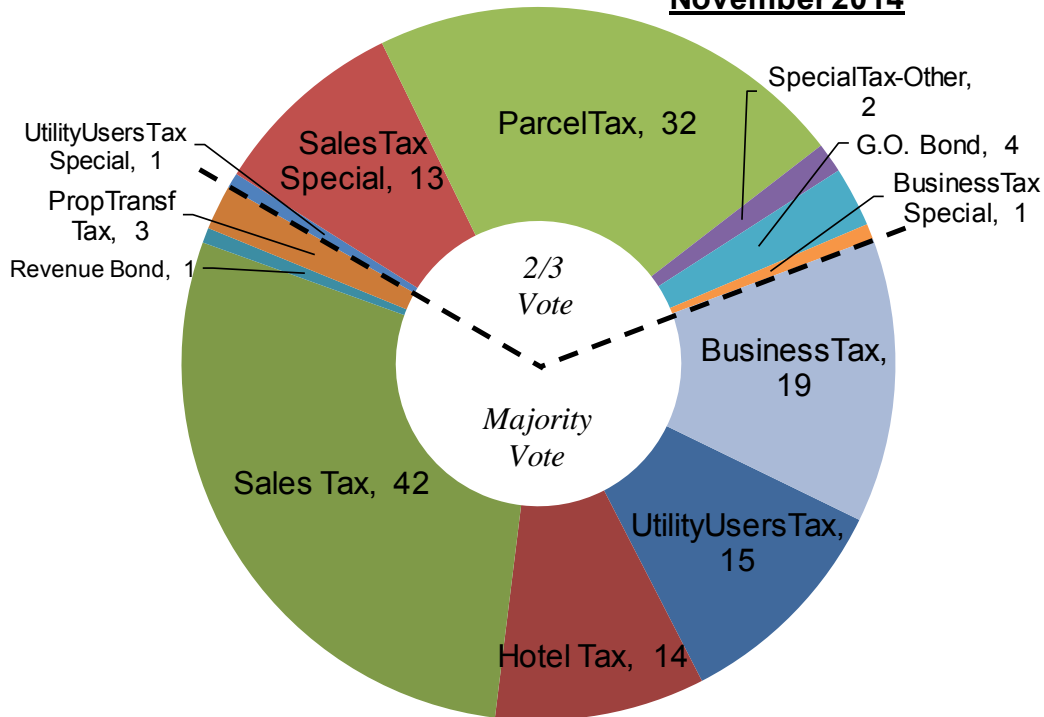
Proposed Local Revenue Measures November 2014



© 2014 Michael Coleman

Types of Non-School Local Tax Measures

November 2014



© 2014 Michael Coleman

Overall Passage Rates

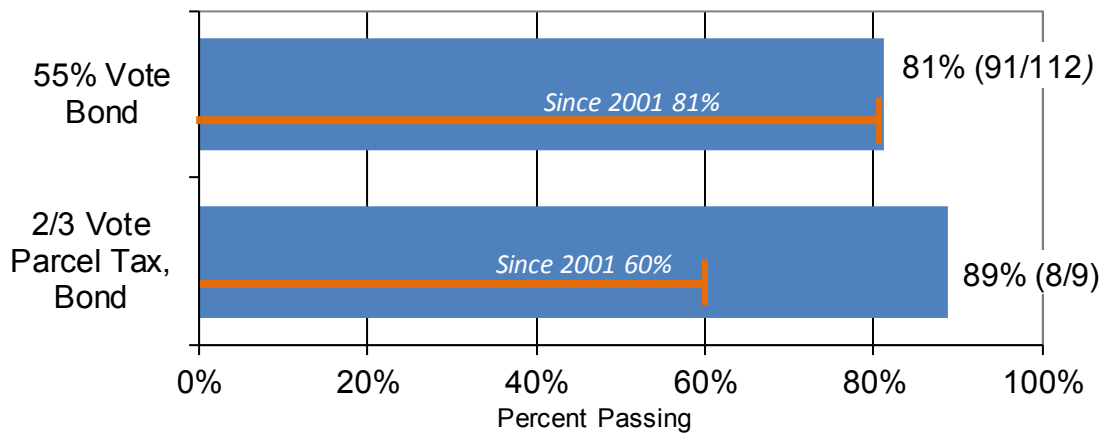
Based on election night counts with 100% of all precincts reporting plus additional absentee ballots counted as of November 20, 191 measures passed. I project that one additional school bond, Jacoby Creek Charter School in Humboldt County will pass when all votes are counted bringing the total to 192 of the 268 tax and bond measures.

Local Revenue Measures November 2014

	Total	Pass	Passing%
City General Tax (Majority Vote)	88	62	70%
County General Tax (Majority Vote)	6	2	33%
City Special Tax or G.O. bond (2/3 Vote)	23	14	61%
County Spec. Tax, G.O. bond (2/3 Vote)	9	4	44%
Special District 2/3	21	10	48%
School Parcel Tax 2/3	8	8	100%
School Bond 2/3	1	0	0%
School Bond 55%	112	91	81%
Total	268	191	71%

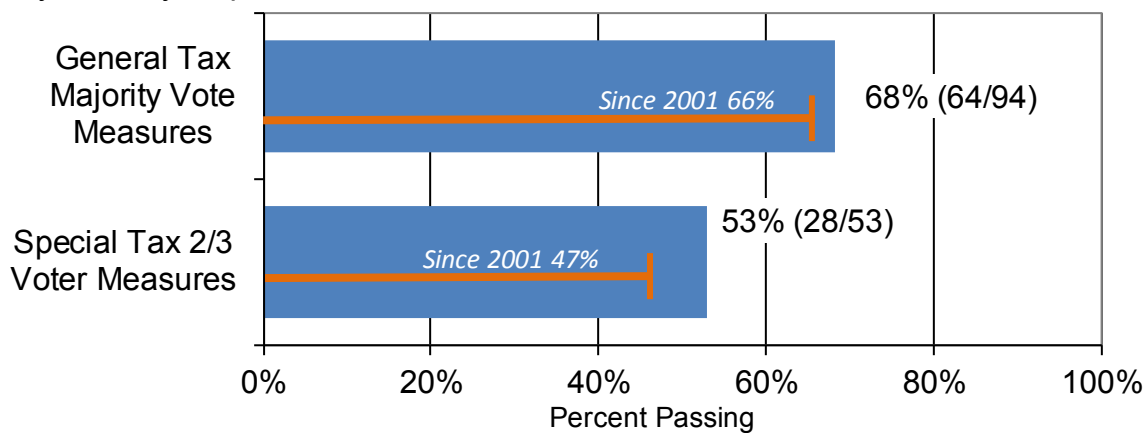
The proportion of passing school measures is mirroring historic passage rates. Final tallies indicate 91 of the 112 fifty-five percent school bonds passed. All but one required 55% voter approval. The one two-thirds vote school bond, for Vallejo City Unified School District, failed with 60% “yes” vote. All of the eight school parcel tax measures passed.

School Tax & Bond Measures November 2014



The passage of local non-school tax and bond measures is also closely mirroring historic rates of passage. Two out of three general vote tax measures passed. And just over half of two-thirds vote special taxes and bonds passed.

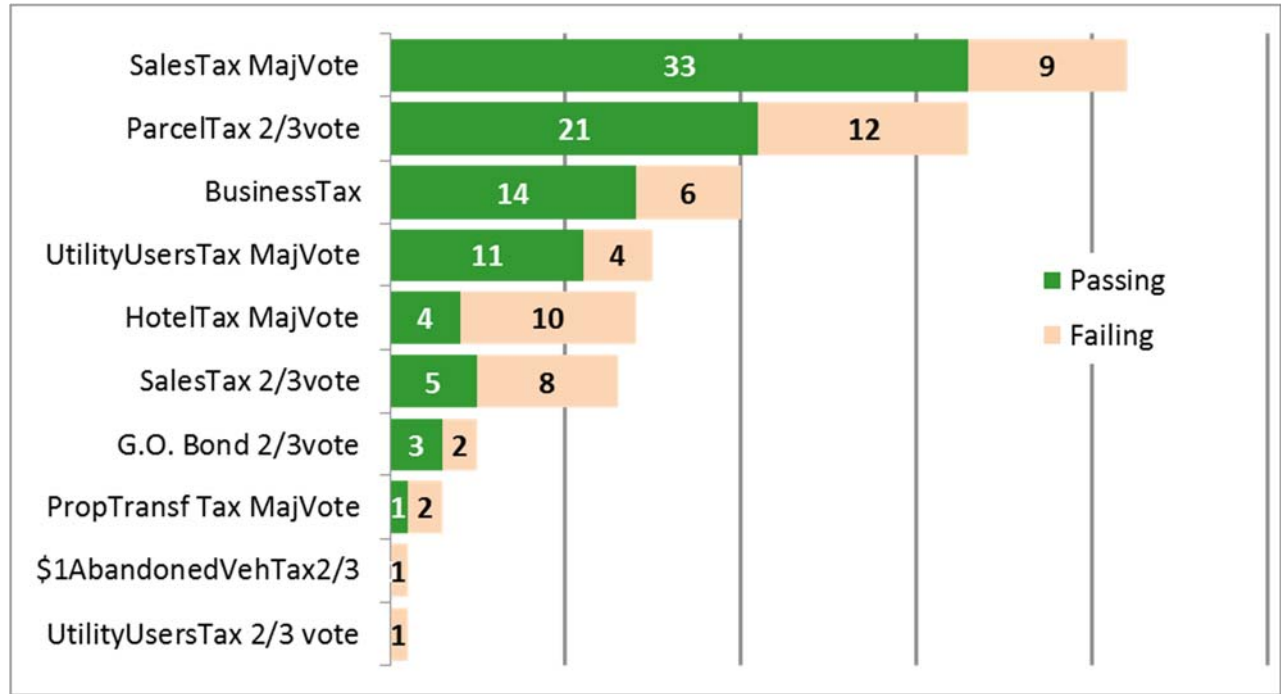
City / County / Special District Tax & Bond Measures November 2014



Measure Outcome by Category

Among non-school local measures, the most common type of measure was a majority vote add-on sales tax (transactions and use tax). All but one of the 42 were city measures. Only 9 failed. Parcel taxes, the only tax increase option for most special districts, were the second most common.

Passing and Failing City / County / Special District Measures by Type November 2014



© 2014 Michael Coleman

Local Add-On Sales Taxes (Transaction and Use Taxes)

Forty-one cities and one county proposed general purpose majority vote add-on sales tax rates ranging from ¼ percent to one percent. Voters approved at 33 sales tax measures. Coachella’s one percent measure passed by just two votes among the 3,082 cast. All extensions that did not increase an existing tax passed except for the highly unusual case of Half Moon Bay’s ½ percent sales tax extension.

Transactions and Use Tax (Add-on Sales Tax) - General Tax - Majority Approval

Agency Name	County	Measure	Rate	Inset	YES%	NO%	Result	Action
Marina	Monterey	Measure F	1 cent	10yrs	77.4%	22.6%	PASS	extend
Guadalupe	Santa Barbara	Measure X	1/2 cent		76.3%	23.7%	PASS	increase
Concord	Contra Costa	Measure Q	1/2 cent	9yrs	76.3%	23.7%	PASS	extend
Ukiah	Mendocino	Measure P	1/2 cent		74.6%	25.4%	PASS	extend
Union City	Alameda	Measure JJ	1/2 cent		73.2%	26.8%	PASS	extend
Pismo Beach	San Luis Obispo	Measure I	1/2 cent	12 yrs	71.2%	28.8%	PASS	extend
San Luis Obispo	San Luis Obispo	Measure G	1/2 cent	8yrs	70.1%	30.0%	PASS	extend
El Cerrito	Contra Costa	Measure R	1 cent	12yrs	70.0%	30.0%	PASS	extend
Oakdale	Stanislaus	Measure Y	1/2 cent	5yrs	69.8%	30.2%	PASS	extend
National City	San Diego	Proposition D	1 cent	20yrs	68.4%	31.6%	PASS	extend
Gonzales	Monterey	Measure K	1/2 cent	10yrs	67.0%	33.0%	PASS	increase
King	Monterey	Measure M	1/2 cent	7yrs	65.9%	34.1%	PASS	increase
Eureka	Humboldt	Measure Q	1/2 cent	6yrs	65.8%	34.2%	PASS	extend
Soledad	Monterey	Measure I	1 cent	15yrs	65.0%	35.0%	PASS	extend
San Leandro	Alameda	Measure HH	1/2 cent	30yrs	64.6%	35.4%	PASS	increase
Del Rey Oaks	Monterey	Measure R	1/2 cent		63.8%	36.2%	PASS	increase

Transactions and Use Tax (Add-on Sales Tax) - General Tax - Majority Approval (continued)

Agency Name		Tax/Fee Rate	YES%	NO%	
Salinas	Monterey	Measure G 1 cent	15yrs 62.2%	37.8%	PASS increase
Benicia	Solano	Measure C 1 cent	61.9%	38.1%	PASS increase
Dunsmuir	Siskiyou	Measure N 1/4 cent	61.1%	38.9%	PASS increase
Sausalito	Marin	Measure O 1/2 cent	10yrs 60.5%	39.5%	PASS increase
Weed	Siskiyou	Measure J 1/4 cent	60.4%	39.6%	PASS increase
Atascadero	San Luis Obispo	Measure F 1/2 cent	12yrs 59.0%	41.0%	PASS increase
Rancho Cordova	Sacramento	Measure H 1/2 cent	58.8%	41.2%	PASS increase
Red Bluff	Tehama	Measure D 1/4 cent	6 yrs 57.7%	42.3%	PASS increase
Sand City	Monterey	Measure J by 1/2to 1cent	54.6%	45.5%	PASS increase
Stanton	Orange	Measure GG 1 cent	54.5%	45.5%	PASS increase
County of Humboldt	Humboldt	Measure Z 1/2 cent	5 yrs 55.4%	44.6%	PASS increase
Richmond	Contra Costa	Measure U 1/2 cent	53.7%	46.3%	PASS increase
Rio Dell	Humboldt	Measure U 1 cent	5 yrs 53.2%	46.8%	PASS increase
Pinole	Contra Costa	Measure S 1/2 cent	52.0%	48.0%	PASS increase
Paradise	Butte	Measure C 1/2 cent	6 yrs 51.6%	48.5%	PASS increase
Placerville	El Dorado	Measure I 1/2 cent	10yrs 50.9%	49.1%	PASS increase
Coachella	Riverside	Measure U 1 cent	50.0%	50.0%	PASS increase
Marysville	Yuba	Measure W 1 cent	10yrs 48.3%	51.7%	FAIL increase
Half Moon Bay	San Mateo	Measure O 1/2 cent	3 yrs 47.6%	52.4%	FAIL extend
Tehachapi	Kern	Measure F 1/2 cent	10yrs 45.7%	54.3%	FAIL increase
Desert Hot Springs	Riverside	Measure JJ 1 cent	44.3%	55.7%	FAIL increase
Gilroy	Santa Clara	Measure F 1/2 cent	15yrs 44.2%	55.8%	FAIL increase
Petaluma	Sonoma	Measure Q 1 cent	43.6%	56.4%	FAIL increase
Hanford	Kings	Measure S 1 cent	20yrs 43.4%	56.6%	FAIL increase
Fortuna	Humboldt	Measure V 1 cent	36.5%	63.5%	FAIL increase
Blythe	Riverside	Measure W 1/2 cent	5 yrs 36.3%	63.7%	FAIL increase

Four of these general purpose majority vote measures were accompanied by an advisory measure specifying the use of the funds should the tax measure pass.

Advisory Measures as to Use of Proceeds

King	Monterey	Measure N	"50% - Public Safety (Police, Fire, Recreation), 30% Money Management (Debt Reduction & Reserves), 10% Communication, 10% Appearance"	70.7%	29.3%	PASS
Atascadero	San Luis Obispo	Measure E	streets	69.1%	30.9%	PASS
Red Bluff	Tehama	Measure E	"85% of proceeds of the new tax to the improvement of police and fire services and allocate the remainder to support parks, recreation and other general fund services."	59.4%	40.7%	PASS
Marysville	Yuba	Measure Y	"fire and police protection, traffic safety, street and sidewalk repair, park maintenance and debt service"	76.7%	23.3%	PASS

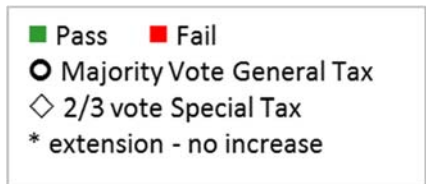
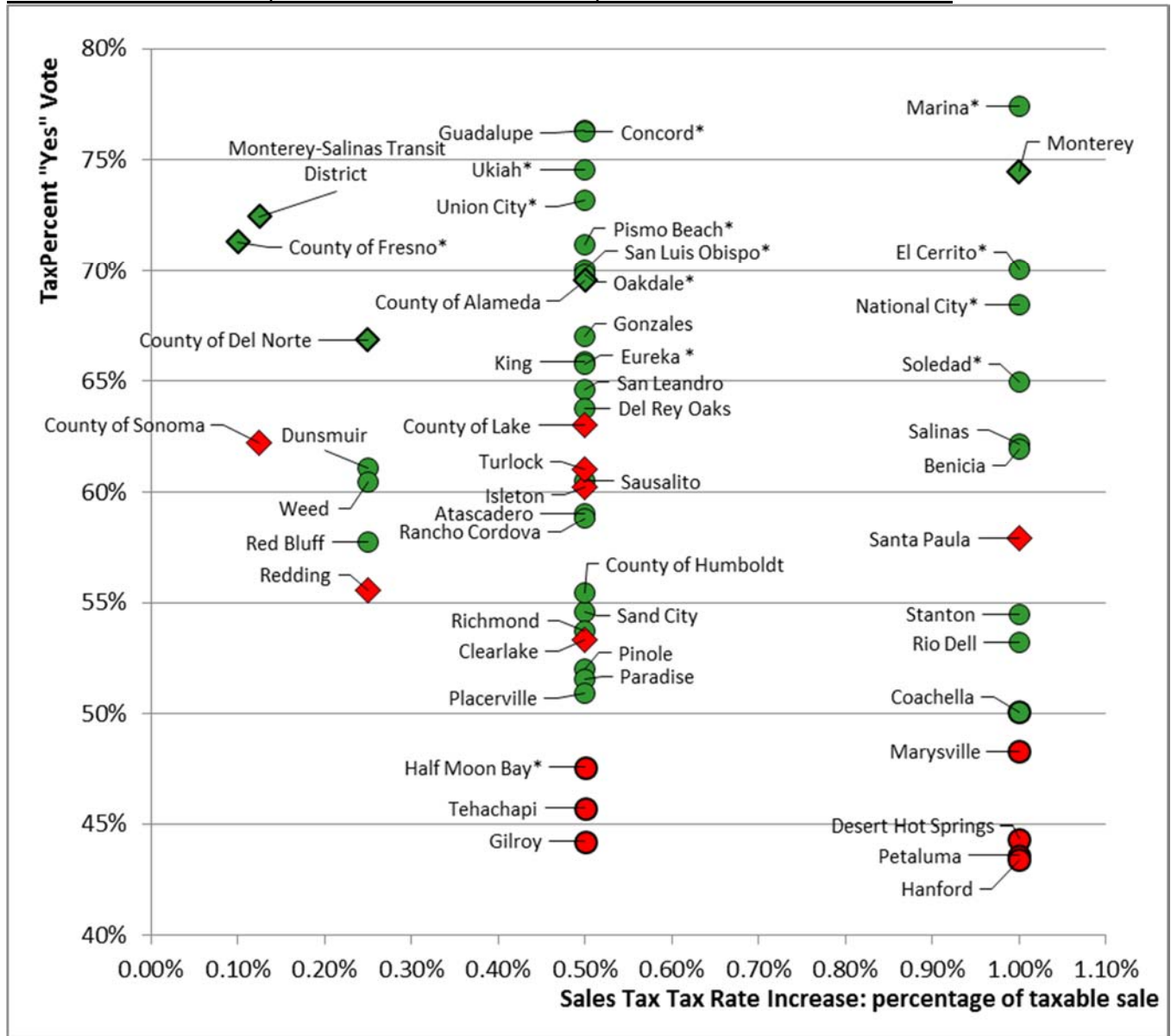
There were 13 add-on sales tax measures earmarked for specific purposes. Five of these were county-wide measures including the 1/10 percent sales tax extension for the Fresno Zoo which passed. Five measures passed.

Transactions and Use Tax (Add-on Sales Tax) - Special Tax - Two-Thirds Approval

<u>Agency Name</u>		<u>Rate</u>	<u>Purpose</u>		<u>Sunset</u>	<u>YES%</u>	<u>NO%</u>	
Monterey	Measure P	1 cent	Streets/Drains	increase	4yrs	74.5%	25.5%	PASS
Monterey-Salinas Transit District	Measure Q	1/8 cent	paratransit	increase		72.5%	27.6%	PASS
County of Fresno	Measure Z	1/10 cent	Zoo	extend	10yrs	71.3%	28.7%	PASS
County of Alameda	Measure BB	incr 1/2 cent to 1 cent	Transportation	increase and extend	30yrs	69.6%	30.4%	PASS
County of Del Norte	Measure F	1/4 cent	County Fair	increase	7yrs	66.9%	33.1%	PASS
County of Lake	Measure S	1/2 cent	"citywide cleanup and improvement"	increase	10yrs	63.0%	37.0%	FAIL
County of Sonoma	Measure M	1/8 cent	Library	increase	10yrs	62.2%	37.8%	FAIL
Turlock	Measure B	1/2 cent	Streets	increase		61.0%	39.0%	FAIL
Isleton	Measure D	1/2 cent	Public Safety, Parks & Rec	increase	5yrs	60.2%	39.8%	FAIL
Santa Paula	Measure F	1 cent	police, fire streets	increase	12yrs	57.9%	42.1%	FAIL
Redding	Measure F	1/4 cent	Police	increase		55.5%	44.5%	FAIL
Clearlake	Measure R	1/2 cent	"citywide cleanup and improvement"	increase	10yrs	53.3%	46.7%	FAIL
Yreka	Measure I	1/4 cent	Arts, entertainment, education, youth	increase	6yrs	38.6%	61.4%	FAIL

The following chart shows the various measures, their tax rates and percent "yes" votes. This election saw more one percent measures than ever before. In prior elections, ¼ percent and ½ percent requests have been the norm.

Add-On Sales Taxes (Transactions and Use Tax) Measures - November 2014



Transient Occupancy (Hotel) Taxes

There were 14 measures to increase or expand Transient Occupancy (Hotel) Taxes, all majority vote general purpose. Just four passed, including an extension in Marina which also extended its one percent sales tax. This is a significantly lower success rate than in prior elections. Nearly two out of three of the more than 150 hotel tax measures since 2001 have passed. Companion advisory measures as to use of funds in Palm Desert and Blythe apparently did not help enough.

Transient Occupancy Tax Tax Measures: All General Majority Vote

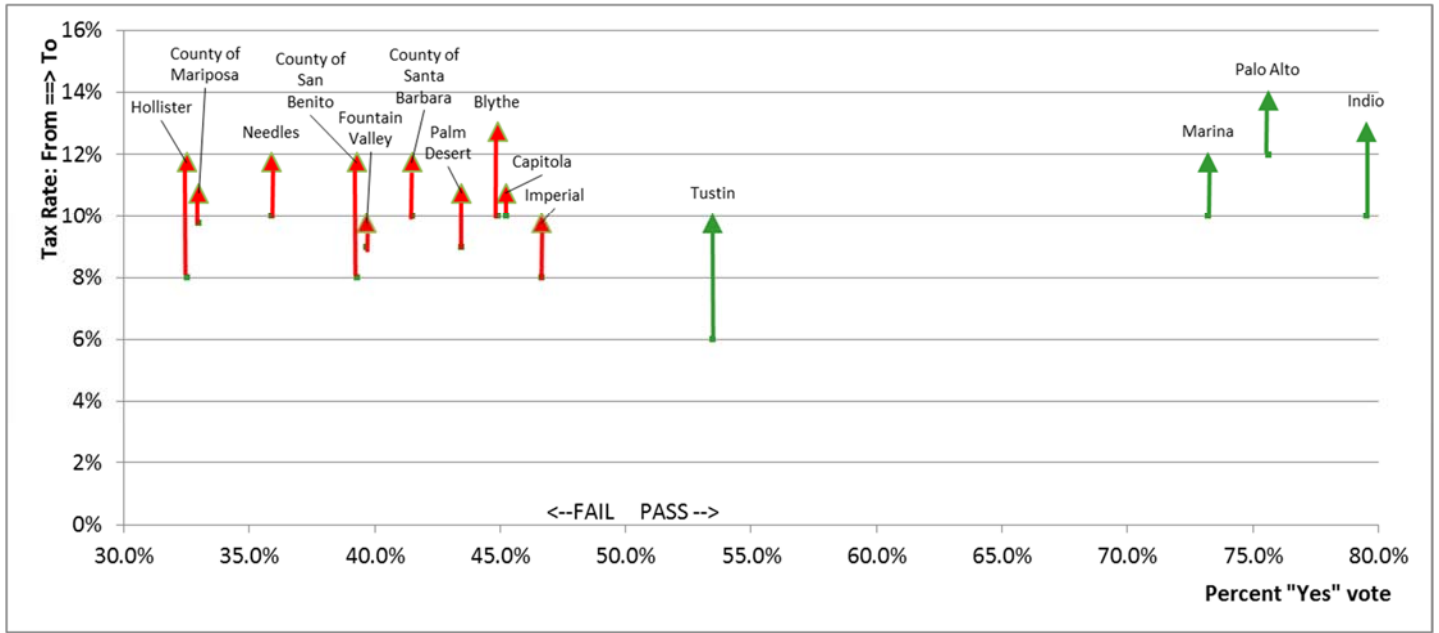
<u>Agency Name</u>	<u>County</u>		<u>Rate</u>	<u>YES%</u>	<u>NO%</u>		
Indio	Riverside	Measure O	by 3% to 13%	79.5%	20.5%	PASS	increase
Palo Alto	Santa Clara	Measure B	by 2% to 14%	75.6%	24.4%	PASS	increase
Marina	Monterey	Measure E	12% (was 10%)	73.2%	26.8%	PASS	extend
Tustin	Orange	Measure HH	by 4% to 10%	51.9%	48.1%	PASS	increase
Imperial	Imperial	Measure I	by 2% to 10%	46.6%	53.4%	FAIL	increase
Capitola	Santa Cruz	Measure M	by 1% to 11%	45.2%	54.8%	FAIL	increase
Blythe	Riverside	Measure X	by 3% to 13%	44.9%	55.1%	FAIL	increase
Palm Desert	Riverside	Measure G	by 2% to 11%	43.5%	56.5%	FAIL	increase
County of Santa Barbara	Santa Barbara	Measure O	by 2% to 12%	41.5%	58.5%	FAIL	increase
Fountain Valley	Orange	Measure S	by 1% to 10%	39.7%	60.3%	FAIL	increase
County of San Benito	San Benito	Measure I	by 4% to 12%	39.3%	60.7%	FAIL	increase
Needles	San Bernardino	Measure S	by 2% to 12%	35.9%	64.1%	FAIL	increase
County of Mariposa	Mariposa	Measure K	1.25% to 11.25	33.0%	67.0%	FAIL	increase
Hollister	San Benito	Measure L	by 4% to 12%	32.5%	67.5%	FAIL	increase

Advisory measures as to use of proceeds in Palm Desert and Blythe were moot as those tax measures failed.

<u>Agency</u>	<u>Nar</u>	<u>County</u>		<u>YES%</u>	<u>NO%</u>	
Palm Desert	Riverside	Measure H	"promotional efforts including advertising, public relations, marking collateral	34.2%	65.8%	FAIL
Blythe	Riverside	Measure Y	"road improvements and maintenance, fire and police departments, city promotion, community center and recreation center	57.2%	42.8%	PASS

The following chart shows the rate increases and total rates of the proposed TOT increases. There appears to be no clear connection between the amount of rate increase or total resulting tax and the ballot outcome.

Transient Occupancy Tax Measures – November 2014



© 2014 Michael Coleman

Utility User Taxes

Voters in 16 cities considered measures to increase or expand utility user taxes. All were majority vote general taxes except Coalinga, whose two-thirds vote measure still garnered the lowest “yes” percentage. Eleven passed.

Eight of the measures “modernized” the UUT to cover wireless phones and billing practices including seven that reduced the rate and one maintained the same rate. All but Santa Rosa passed.

Of the eight proposals for new or increased UUTs, four passed.

Utility User Tax Measures Nov 2014 – Tax Proposal

	Pass	Fail	Total
Expand and Reduce	6	1	7
Expand, same rate	1	0	1
New or increase	4	4	8 *
	11	5	16

*includes 2/3 vote special tax in Coalinga

Utility User Taxes

<u>Agency Name</u>	<u>County</u>		<u>Rate</u>		<u>%Needed</u>	<u>YES%</u>	<u>NO%</u>	
Palo Alto	Santa Clara	Measure C	from 5% to 4.75%	expand&reduce	50.0%	84.6%	15.5%	PASS
Seal Beach	Orange	Measure DD	to 10% from 11%	expand&reduce	50.0%	80.6%	19.4%	PASS
Guadalupe	Santa Barbara	Measure V	remove \$2250 cap	increase	50.0%	79.8%	20.2%	PASS
Santa Ana	Orange	Measure AA	to 5.5% from 6%	expand&reduce	50.0%	75.6%	24.4%	PASS
Newark	Alameda	Measure Y	from 3.5% to 3.25%	expand,reduce&extend	50.0%	75.2%	24.8%	PASS
Norwalk	Los Angeles	Measure B	no change	expand	50.0%	69.1%	30.9%	PASS
Salinas	Monterey	Measure H	6% to 5%	expand&reduce	50.0%	61.7%	38.3%	PASS
Sebastopol	Sonoma	Measure R	from 4% to 3.75%	expand,reduce&extend	50.0%	61.5%	38.5%	PASS
Blue Lake	Humboldt	Measure T	4%	new	50.0%	53.6%	46.4%	PASS
Cloverdale	Sonoma	Measure O	1% to 3%	expand&increase	50.0%	52.2%	47.8%	PASS
Canyon Lake	Riverside	Measure DD	3.95%	new	50.0%	51.0%	49.0%	PASS
San Jacinto	Riverside	Measure CC	6.5%	new	50.0%	47.8%	52.2%	FAIL
Santa Rosa	Sonoma	Measure N	from 5% to 4.5%	expand&reduce	50.0%	46.7%	53.3%	FAIL
Adelanto	San Bernardino	Measure O	7.95%	new	50.0%	37.6%	62.4%	FAIL
Artesia	Los Angeles	Measure Y	4.9%	new	50.0%	37.3%	62.7%	FAIL
Coalinga	Fresno	Measure P	5.5%	new	66.7%	27.2%	72.8%	FAIL

Business License Taxes

There were 20 business license tax measures, including two proposals to tax sugared beverages and eleven measures that involved the taxation of marijuana. Rialto voters approved a measure to tax businesses engaged in owning, operating, leasing, supplying or providing one or more wholesale liquid fuel storage facilities, commonly known as “tank farms.”

Berkeley voters passed the first local sugared beverage tax in California. But the San Francisco measure was a special tax with the proceeds earmarked for nutrition and health programs. It garnered 54% yes votes, short of the two-thirds needed to pass.

Business License Tax Measures: Majority Vote General

<u>Agency Name</u>	<u>County</u>		<u>YES%</u>	<u>NO%</u>	
Guadalupe	Santa Barbara	Measure W s	80.6%	19.4%	PASS
Isleton	Sacramento	Measure E t	59.3%	40.7%	PASS
Banning	Riverside	Measure J	53.4%	46.6%	PASS
Rialto	San Bernardino	Measure U	51.8%	48.2%	PASS
Antioch	Contra Costa	Measure O	50.9%	49.1%	PASS
Port Hueneme	Ventura	Measure M	44.4%	55.6%	FAIL
Milpitas	Santa Clara	Measure E t	25.7%	74.3%	FAIL

Sugared Beverage Taxes

<u>Agency Name</u>	<u>County</u>		<u>YES%</u>	<u>NO%</u>	
Berkeley	Alameda	Measure D	75.1%	24.9%	PASS
City and County of	San Francisco	Proposition E	54.5%	45.5%	FAIL

Marijuana Dispensary Measures and Initiatives - Imposing Business Tax

<u>Agency Name</u>	<u>County</u>		<u>YES%</u>	<u>NO%</u>	
Santa Cruz	Santa Cruz	Measure L	82.1%	17.9%	PASS
County of Santa Cruz	Santa Cruz	Measure K	77.2%	22.8%	PASS
Desert Hot Springs	Riverside	Measure II	72.8%	27.2%	PASS
Cathedral City	Riverside	Measure N	71.9%	28.1%	PASS
Shasta Lake	Shasta	Measure C	71.5%	28.5%	PASS
Desert Hot Springs	Riverside	Measure HH	68.3%	31.7%	PASS
Santa Ana	Orange	Measure BB	65.5%	34.5%	PASS
Santa Ana	Orange	Measure CC	54.2%	45.9%	PASS
Blythe	Riverside	Measure Z	45.9%	54.1%	FAIL
La Mesa	San Diego	Proposition J	45.3%	54.7%	FAIL
Encinitas	San Diego	Proposition F	43.9%	56.1%	FAIL

Property Transfer Tax

Voters in three cities considered real property transfer tax increases, all majority vote general purpose taxes. Only the Emeryville measure passed.

Property Transfer Taxes

<u>Agency Name</u>	<u>County</u>	<u>Measure Na</u>	<u>Rate</u>	<u>YES%</u>	<u>NO%</u>	
Emeryville	Alameda	Measure V	\$12/\$1000k	59.2%	40.8%	PASS
Santa Monica	Los Angeles	Measure H	by \$6 to \$9/\$1000AV if over \$1millionAV	42.2%	57.8%	FAIL
City and County of San	San Francisco	Proposition G	14-24%	46.0%	54.0%	FAIL

Abandoned Vehicle Abatement Tax

Despite 66.3% saying “yes,” voters in the County of San Benito narrowly rejected a ten year extension of the county’s \$1 per motor vehicle charge to fund abandoned vehicle abatement programs. These charges were once imposed by the County Boards of Supervisors as fees without a vote of the people. Proposition 26, passed by the voters in 2010, requires voter approval of any extension or increase of these charges as taxes.

Abandoned Vehicle Abatement Tax

(Fees prior to Prop26 of 2010) - 2/3 voter approval required

County of San Benito	Measure H	\$1, \$3com	10yrs	66.3%	33.7%	FAIL	extend
----------------------	-----------	-------------	-------	-------	-------	------	--------

Parcel Taxes and Special Taxes (non-school)

There were 32 parcel taxes and a special tax applied to water meter connections in Alturas. Seventeen of these were special district measures, two were county measures. Under a state constitutional provision included in Proposition 13 (1978), parcel taxes require two-thirds supermajority approval. Twenty-one passed.

City, County and Special District Parcel Taxes (2/3 vote)

<u>Agency Name</u>	<u>County</u>		<u>Amount</u>	<u>Purpose</u>		<u>YES%</u>	<u>NO%</u>	
El Matador Road Maintenance District	Santa Clara	Measure R	\$750/yr	Streets	32 yrs	88.6%	11.4%	PASS new
Alteadena Library District	Los Angeles	Measure A	\$40/parcel	Library	10yrs	85.3%	14.7%	PASS extend
Albion Little River Fire Protection District	Mendocino	Measure M	incr \$35 to \$75/parcel	Fire/EMS	none	81.6%	18.5%	PASS increase & extend
German Cemetary District	Glenn	Measure T	\$5/parcel	cemetery	none	80.9%	19.1%	PASS new
Clayton	Contra Costa	Measure P	\$19.03/parcel	Park	20yrs	80.0%	20.0%	PASS extend
Oakland	Alameda	Measure Z	\$99.77/unit	fire, police	10yrs	77.1%	23.0%	PASS extend
Ross	Marin	Measure M	\$57+\$6/yr	EMS	4yrs	75.7%	24.3%	PASS extend
Alturas	Modoc	Measure Z	\$1.50+2%CO LA/water	Mosquito Control	none	75.7%	24.3%	PASS extend
Berkeley	Alameda	Measure F	incr\$40 to \$278/1900SF	Parks	none	74.9%	25.1%	PASS increase
Corte Madera	Marin	Measure I	\$75/parcel	EMS	4yrs	73.7%	26.3%	PASS extend
Fort Bragg	Mendocino	Measure O	incr \$4 to \$22/parcel	Fire	10yrs	73.4%	26.6%	PASS increase
Fairfax	Marin	Measure K	\$57+\$6/yr	EMS	4yrs	72.4%	27.6%	PASS extend
Kentfield Fire District	Marin	Measure Q	\$57+\$6/yr	EMS	4yrs	72.2%	27.8%	PASS extend
Fairfax	Marin	Measure J	increase \$20 to \$195	Fire, Police, Public Works	5yrs	71.6%	28.4%	PASS increase & extend
Lone Pine Fire Protection District	Inyo	Measure D	\$10/parcel	Fire/EMS	10yrs	70.4%	29.6%	PASS new
Orange Cove	Fresno	Measure O	\$95/parcel	fire, police	10yrs	69.6%	30.5%	PASS new
Happy Camp Fire Protection District	Siskiyou	Measure G	\$39/parcel	Fire	5yrs	68.7%	31.3%	PASS new
San Anselmo	Marin	Measure N	\$57+\$6/yr	EMS	4yrs	68.9%	31.1%	PASS extend
Larkspur	Marin	Measure L	\$57+\$6/yr	EMS	4yrs	67.9%	32.1%	PASS extend
Santa Clara County Open Space Authority	Santa Clara	Measure Q	\$24/parcel	parks, open space	15yrs	67.4%	32.6%	PASS new
County of Marin	Marin	Measure A	\$29/parcel	fire, police	20yrs	66.8%	33.2%	PASS new

City, County and Special District Parcel Taxes (2/3 vote) (continued)

Monte Rio Fire Protection District	Sonoma	Measure S	\$60/parcel	Fire	none	64.4%	35.6%	FAIL	new
County Service Area 27	Marin	Measure P	\$57+\$6/yr	EMS	4yrs	64.1%	35.9%	FAIL	extend
Sleepy Hollow Fire Protection District	Marin	Measure S	\$57+\$6/yr	EMS	4yrs	63.8%	36.2%	FAIL	extend
County of Los Angeles	Los Angeles	Measure P	\$23/parcel	parks, recreation	30yrs	62.0%	38.0%	FAIL	extend
Cameron Estates Community Services	El Dorado	Measure D	by \$100 to \$350	Streets	none	59.7%	40.3%	FAIL	increase
Parlier	Fresno	Measure S	\$180/parcel	fire, police	5yrs	57.5%	42.5%	FAIL	new
Rincon Ranch Community Services	San Diego	Proposition S	\$150/parcel	Streets	none	64.3%	35.7%	FAIL	new
Pomona	Los Angeles	Measure PPL	\$42/parcel	Library	10yrs	48.7%	51.3%	FAIL	new
Olivehurst Public Utilities Fire Service Area	Yuba	Measure X	\$120/parcel	Fire/EMS	none	46.5%	53.5%	FAIL	increase & extend
Julian Cuyamaca Fire District	San Diego	Proposition P	\$197/parcel	Fire	none	44.3%	55.7%	FAIL	increase & extend
Spalding Community Services District	Lassen	Measure A	\$65/parcel	Fire	none	36.8%	63.2%	FAIL	new
Lake Valley Fire Protection District	El Dorado	Measure H	\$120+3%infl	Fire	none	33.5%	66.5%	FAIL	increase & extend

General Obligation Bonds

There were four local general obligation bond measures and one revenue bond measure for the Claremont water system. The two largest G.O. bonds passed: the \$500 million San Francisco Transportation bond and a street improvement bond in Grover Beach. Claremont’s water revenue bond also passed.

City, County and Special District General Obligation Bond Measures (2/3 vote)

<u>Agency Name</u>	<u>County</u>	<u>Amount</u>	<u>YES%</u>	<u>NO%</u>	
City and County of San Francisco	San Francisco	Proposition A \$500 million transportation	71.2%	28.8%	PASS
Grover Beach	San Luis Obispo	Measure K \$48 million streets	67.5%	32.5%	PASS
Cottonwood Fire Protection District	Shasta	Measure D \$4 million Fire	62.6%	37.4%	FAIL
Strawberry Recreation District	Marin	Measure T \$3.5 million recreation	54.0%	46.0%	FAIL

City, County and Special District Revenue Bond Measures (majority vote)

<u>Agency Name</u>	<u>County</u>	<u>Amount</u>	<u>YES%</u>	<u>NO%</u>	
Claremont	Los Angeles	Measure W \$135 million Water	71.4%	28.6%	PASS

School Parcel Taxes

School parcel taxes fared better than non-school parcel taxes. The ballot included just eight local school parcel taxes, fewer than in prior presidential and gubernatorial elections. All but two simply extended existing taxes without increase. All passed.

School Parcel Taxes (2/3 voter approval)

<u>Agency Name</u>	<u>County</u>		<u>Rate</u>	<u>YES%</u>	<u>NO%</u>		
Emery Unified School District	Alameda	Measure K	\$0.15/SF	84.4%	15.6%	PASS	extend
Albany Unified School District	Alameda	Measure LL	\$278/parcel from \$159	83.3%	16.7%	PASS	increase and extend
Burlingame Elementary School Distr	San Mateo	Measure L	\$256/parcel	76.6%	23.5%	PASS	extend
Oakland Unified School District	Alameda	Measure N	\$120/parcel	75.8%	24.2%	PASS	new
Alum Rock Union School District	Santa Clara	Measure O	\$177/parcel	74.5%	25.6%	PASS	extend
Bayshore Elementary School Distric	San Mateo	Measure K	\$103/parcel	72.6%	27.4%	PASS	extend
Fremont Union High School District	Santa Clara	Measure J	\$98/parcel	69.9%	30.2%	PASS	extend

School Bonds

There were 113 school bond measures on the ballot for a total of over \$11.775 billion in bonds. One of these measures, the Vallejo City Unified School District, was too large to meet the rules for a 55% vote threshold. It failed with 60% “yes.” After final tallies, 91 school bond measures passed. In all, voters will have approved a total of \$9.782 billion in local school bonds.

School Bond Measures

<u>Agency Name</u>	<u>County</u>		<u>Amount (millions)</u>	<u>YES%</u>	<u>NO%</u>	
Mendota Unified School District	Fresno	Measure M	\$ 15	79.1%	20.9%	PASS
Compton Community College District	Los Angeles	Measure C	\$ 100	77.9%	22.1%	PASS
National School District	San Diego	Proposition N	\$ 26	77.5%	22.5%	PASS
Arvin Union School District	Kern	Measure E	\$ 15	77.1%	22.9%	PASS
Hayward Unified School District	Alameda	Measure L	\$ 229	76.8%	23.2%	PASS
Los Nietos School District	Los Angeles	Measure E	\$ 15	76.7%	23.3%	PASS
Los Nietos School District	Los Angeles	Measure N	\$ 13	76.5%	23.5%	PASS
Dixie School District	Marin	Measure C	\$ 30	73.0%	27.0%	PASS
Robla School District Bond Issue	Sacramento	Measure K	\$ 30	71.8%	28.2%	PASS
Lemon Grove School District	San Diego	Proposition R	\$ 10	71.6%	28.4%	PASS
Laytonville Unified School District	Mendocino	Measure Q	\$ 6	71.3%	28.7%	PASS
San Luis Coastal Unified School District	San Luis Obispo	Measure D	\$ 177	71.1%	28.9%	PASS
Natomas Unified School District	Sacramento	Measure J	\$ 129	71.0%	29.0%	PASS
Jefferson Unified High School District	San Mateo	Measure J	\$ 133	70.8%	29.2%	PASS
Rosemead School District	Los Angeles	Measure RS	\$ 30	70.5%	29.5%	PASS

School Bond Measures (Continued)			Amount			
Agency Name	County		(millions)	YES%	NO%	
Kentfield School District	Marin	Measure D	\$ 30	69.6%	30.4%	PASS
Berryessa Union School District	Santa Clara	Measure L	\$ 77	69.1%	30.9%	PASS
Rio Elementary School District	Ventura	Measure G	\$ 39	68.9%	31.1%	PASS
Desert Sands Unified School District	Riverside	Measure KK	\$ 225	68.8%	31.2%	PASS
Santa Clara Unified School District	Santa Clara	Measure H	\$ 419	68.8%	31.2%	PASS
Santa Rosa Elementary School District	Sonoma	Measure L	\$ 54	68.1%	31.9%	PASS
Ojai Unified School District	Ventura	Measure J	\$ 35	68.0%	32.0%	PASS
New Haven Unified School District	Alameda	Measure M	\$ 125	67.9%	32.1%	PASS
Briggs Elementary School District	Ventura	Measure K	\$ 5	67.6%	32.4%	PASS
Pittsburg Unified School District	Contra Costa	Measure N	\$ 85	67.6%	32.5%	PASS
Evergreen School District	Santa Clara	Measure M	\$ 100	67.5%	32.5%	PASS
Folsom Cordova Unified School District	Sacramento	Measure G	\$ 195	67.3%	32.7%	PASS
East Side Union High School District	Santa Clara	Measure I	\$ 113	67.2%	32.8%	PASS
Washington Unified School District	Yolo	Measure V	\$ 50	66.6%	33.4%	PASS
Central School District	San Bernardino	Measure N	\$ 35	66.5%	33.5%	PASS
El Monte City School District	Los Angeles	Measure M	\$ 78	66.4%	33.6%	PASS
Stockton Unified School District	San Joaquin	Measure E	\$ 114	65.8%	34.2%	PASS
Sonoma Community College District	Marin / Sonoma / N	Measure H	\$ 410	65.6%	34.4%	PASS
East Nicolaus Joint Unified School District	Sutter / Placer	Measure W	\$ 4	65.5%	34.5%	PASS
San Mateo County Community CD	San Mateo	Measure H	\$ 388	65.4%	34.6%	PASS
Carpenteria Unified School District	Santa Barbara	Measure U	\$ 90	65.4%	34.6%	PASS
Conejo Valley Unified School District	Ventura	Measure I	\$ 197	65.3%	34.7%	PASS
Gustine Unified School District	Merced	Measure P	\$ 14	65.2%	34.8%	PASS
Torrance Unified School District	Los Angeles	Measure T	\$ 144	65.0%	35.0%	PASS
Lakeport Unified School District	Lake	Measure T	\$ 17	64.2%	35.8%	PASS
Southern Humboldt Unified School District	Humboldt/Mendoc	Measure X	\$ 10	64.1%	35.9%	PASS
Famersville Unified School District	Tulare	Measure A	\$ 5	64.1%	35.9%	PASS
Oak Grove School District	Santa Clara	Measure P	\$ 90	63.9%	36.1%	PASS
Palo Verde Community College District	Riverside / San Ber	Measure P	\$ 13	63.6%	36.4%	PASS
Fremont Union High School District	Santa Clara	Measure K	\$ 295	63.4%	36.6%	PASS
Moreno Valley Unified School District	Riverside	Measure M	\$ 398	63.3%	36.7%	PASS
Belmont-Redwood Shores SD	San Mateo	Measure I	\$ 48	63.3%	36.8%	PASS
Santa Rosa High School District	Sonoma	Measure I	\$ 175	63.0%	37.0%	PASS
Mojave Unified School District	Kern	Measure C	\$ 8	62.8%	37.2%	PASS
Oak Grove Union School District	Sonoma	Measure K	\$ 6	62.6%	37.4%	PASS
Colusa Unified School District	Colusa	Measure A	\$ 6	62.2%	37.9%	PASS

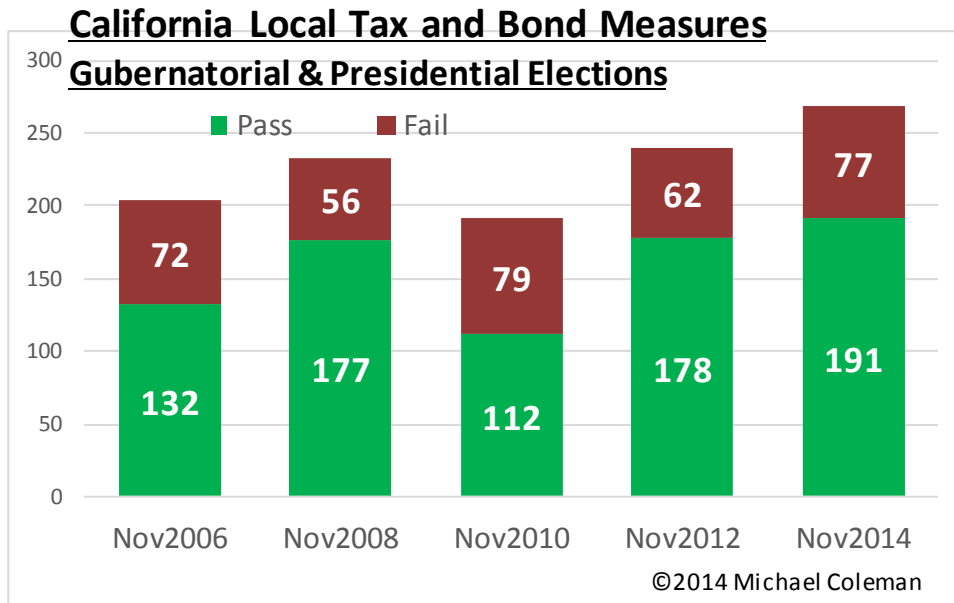
School Bond Measures (Continued)			Amount			
Agency Name	County		(millions)	YES%	NO%	
Hollister School District	San Benito	Measure M	\$ 29	62.0%	38.0%	PASS
Bassett Unified School District	Los Angeles	Measure V	\$ 30	61.8%	38.2%	PASS
San Luis Obispo Community College District	Monterey / San Luis Obispo	Measure L	\$ 275	61.7%	38.3%	PASS
Golden Plains Unified School District	Fresno	Measure G	\$ 13	61.7%	38.3%	PASS
Alameda Unified School District	Alameda	Measure I	\$ 180	61.4%	38.6%	PASS
Tipton Elementary School District	Tulare	Measure C	\$ 3	61.0%	39.0%	PASS
Atascadero Unified School District	San Luis Obispo	Measure B	\$ 58	60.8%	39.2%	PASS
Vacaville Unified School District	Solano	Measure A	\$ 194	60.7%	39.3%	PASS
Torrance Unified School District	Los Angeles	Measure U	\$ 50	60.6%	39.4%	PASS
Downey Unified School District	Los Angeles	Measure O	\$ 248	60.5%	39.5%	PASS
Western Placer Unified School District	Placer	Measure A	\$ 60	60.5%	39.5%	PASS
Greenfield Union Elementary School District	Monterey	Measure C	\$ 10	60.5%	39.5%	PASS
Santa Maria Bonita School District	Santa Barbara	Measure T	\$ 45	60.0%	40.0%	PASS
Jurupa Unified School District	Riverside	Measure EE	\$ 144	59.5%	40.5%	PASS
Salinas High School District	Monterey	Measure B	\$ 128	59.4%	40.7%	PASS
Cinnabar Elementary School District	Sonoma	Measure J	\$ 3	58.9%	41.1%	PASS
Pacific Grove Unified School District	Monterey	Measure A	\$ 18	58.9%	41.2%	PASS
Tahoe-Truckee Unified School District	El Dorado/Placer	Measure E	\$ 62	58.6%	41.4%	PASS
Mount San Jacinto Community College District	Riverside	Measure AA	\$ 295	58.6%	41.4%	PASS
Lakeside Union School District	San Diego	Proposition L	\$ 31	58.4%	41.6%	PASS
Fullerton Joint Unified High School District	Orange/Los Angeles	Measure I	\$ 175	59.0%	41.0%	PASS
Greenfield Union Elementary School District	Monterey	Measure D	\$ 10	58.1%	41.9%	PASS
Murietta Valley Unified School District	Riverside	Measure BB	\$ 98	57.8%	42.2%	PASS
Anaheim Unified School District	Orange	Measure H	\$ 249	59.1%	40.9%	PASS
Madera Unified School District	Madera	Measure G	\$ 70	57.7%	42.3%	PASS
Saugus Union School District	Los Angeles	Measure EE	\$ 148	57.7%	42.3%	PASS
Manteca Unified School District	San Joaquin	Measure G	\$ 159	57.0%	43.0%	PASS
Los Altos School District	Santa Clara	Measure N	\$ 150	56.8%	43.2%	PASS
West Hills Community College District	Fresno/Kings/ Monterey/Madera	Measure T	\$ 20	56.7%	43.3%	PASS
Lake Tahoe Community College District	El Dorado	Measure F	\$ 55	56.6%	43.4%	PASS
Southern Kern Unified School District	Kern	Measure D	\$ 28	56.5%	43.5%	PASS
Norwalk-La Mirada Unified School District	Los Angeles	Measure G	\$ 375	56.5%	43.5%	PASS
Corona-Norco Unified School District	Riverside	Measure GG	\$ 396	56.3%	43.7%	PASS
Eureka City School District	Humboldt	Measure S	\$ 50	55.8%	44.2%	PASS
Escondido Union School District	San Diego	Proposition E	\$ 182	55.7%	44.3%	PASS
McCabe Union Elementary School District	Imperial	Measure G	\$ 7	55.6%	44.4%	PASS

School Bond Measures (Continued)			Amount			
Agency Name	County		(millions)	YES%	NO%	
Azusa Unified School District	Los Angeles	Measure K	\$ 92	55.4%	44.6%	PASS
Columbia Elementary School District	Shasta	Measure E	\$ 9	55.4%	44.6%	PASS
Yreka Union High School District	Siskiyou	Measure H	\$ 8	55.3%	44.7%	PASS
North Orange County Community College District	Orange / Los Ang	Measure J	\$ 574	55.0%	45.0%	PASS
Jacoby Creek Charter School District	Humboldt	Measure Y	\$ 3	54.7%	45.3%	FAIL
Orange Unified School District	Orange	Measure K	\$ 296	54.6%	45.4%	FAIL
Hermosa Beach City School District	Los Angeles	Measure Q	\$ 54	52.9%	47.1%	FAIL
John Swett Unified School District	Contra Costa	Measure M	\$ 52	52.8%	47.2%	FAIL
Vallecitos Unified School District	San Diego	Proposition O	\$ 2	52.7%	47.3%	FAIL
Napa Valley Community College District	Napa/Sonoma	Measure E	\$ 198	52.3%	47.7%	FAIL
Tahoe-Truckee Unified School District	Nevada/Placer	Measure U	\$ 114	52.3%	47.7%	FAIL
Pine Ridge Elementary School District	Fresno	Measure R	\$ 4	50.2%	49.8%	FAIL
College School District	Santa Barbara	Measure Y	\$ 12	49.7%	50.3%	FAIL
Santa Barbara Community College District	Santa Barbara	Measure S	\$ 288	48.9%	51.1%	FAIL
Cajon Valley Union School District	San Diego	Proposition C	\$ 20	48.6%	51.4%	FAIL
Bolinas-Stinson Union School District	Marin	Measure B	\$ 9	48.3%	51.7%	FAIL
Ramona Unified School District	San Diego	Proposition Q	\$ 40	46.0%	54.0%	FAIL
Snowline Joint Unified School District	Los Angeles / San	Measure L	\$ 60	45.4%	54.6%	FAIL
Montecito Unified School District	Santa Barbara	Measure Q	\$ 27	44.6%	55.4%	FAIL
ABC Unified School District	Los Angeles	Measure AA	\$ 195	43.8%	56.2%	FAIL
Fortuna Elementary School District	Humboldt	Measure W	\$ 9	43.6%	56.4%	FAIL
Woodland Joint Unified School District	Yolo/Sutter	Measure S	\$ 78	42.6%	57.4%	FAIL
Woodland Joint Unified School District	Yolo/Sutter	Measure T	\$ 19	40.5%	59.5%	FAIL
Hesperia Unified School District	San Bernardino	Measure M	\$ 207	37.4%	62.6%	FAIL
Porterville Unified School District	Tulare	Measure B	\$ 67	37.3%	62.7%	FAIL

School Bond Measures - Two-Thirds Vote			Amount			
Agency Name	County		(millions)	YES%	NO%	
Vallejo City Unified School District	Solano	Measure E	\$ 239.000	59.9%	40.1%	FAIL

Some Historical Context

There were more local revenue measures on ballots this November than any of the four prior gubernatorial or presidential elections. More were passed than ever before: 191 of the 268 measures proposed.



Local Revenue Measures in California Passed/Proposed

Gubernatorial and Presidential Elections

	Nov2006	Nov2008	Nov2010	Nov2012	Nov2014
City General Tax (Majority Vote)	31/43	40/56	44/67	48/60	62/88
County General Tax (Majority Vote)	2/5	5/9	6/12	4/6	2/6
City SpecialTax, GObond (2/3 Vote)	18/34	11/21	7/11	5/15	14/23
County SpecialTax, GObond (2/3 Vote)	5/13	7/12	0/3	7/12	4/9
Special District (2/3)	19/35	10/19	6/17	7/16	10/21
School ParcelTax2/3	2/7	17/21	2/18	16/25	8/8
School Bond 2/3	0/0	2/3	0/0	1/1	0/1
School Bond 55%	55/67	85/92	47/63	90/105	91/112
Total	132/204	177/233	112/191	178/240	191/268

©2014 Michael Coleman

Other Measures of Note

- Emeryville voters approved charter city status for more local choice in contracting, organizational structure and financing. Costa Mesa and Arroyo Grande voters turned down charter city proposals.

Charter City					
<u>City</u>	<u>County</u>		<u>YES%</u>	<u>NO%</u>	
Emeryville	Alameda	Measure U	57.6%	42.4%	PASS
Costa Mesa	Orange	Measure O	36.6%	63.4%	FAIL
Arroyo Grande	San Luis Obispo	Measure C	36.2%	63.8%	FAIL

- Voters in four cities and in Lassen County adopted new term limit rules for city council members.

Term limits					
<u>Agency Name</u>	<u>County</u>		<u>YES%</u>	<u>NO%</u>	
Moreno Valley	Riverside	Measure I	78.9%	21.1%	PASS
Lake Forest	Orange	Measure X	77.3%	22.7%	PASS
Irvine	Orange	Measure W	74.6%	25.4%	PASS
County of Lassen	Lassen	Measure Z	71.8%	28.2%	PASS
La Mesa	San Diego	Proposition K	66.0%	34.0%	PASS
Gustine Unified School	Merced	Measure R	48.0%	52.0%	FAIL
Redondo Beach	Los Angeles	Measure BE	35.0%	65.0%	FAIL
Redondo Beach	Los Angeles	Measure CM	33.0%	67.0%	FAIL

- Five cities and four special districts voted to move to district elections but Highland voters decided to stay with at-large representation.

District Elections					
<u>Agency Name</u>	<u>County</u>		<u>YES%</u>	<u>NO%</u>	
Turlock	Stanislaus	Measure A	74.0%	26.0%	PASS
Anaheim	Orange	Measure L	68.2%	31.8%	PASS
Woodland	Yolo	Measure U	67.8%	32.2%	PASS
Manteca Unified School District	San Joaquin	Measure I	65.5%	34.5%	PASS
Los Banos	Merced	Measure S	64.0%	36.0%	PASS
Imperial Irrigation District	Imperial	Measure H	62.1%	37.9%	PASS
Durham Irrigation District	Butte	Measure D	58.5%	41.5%	PASS
Ripon Unified School District	San Joaquin	Measure H	54.4%	45.6%	PASS
Merced	Merced	Measure T	51.8%	48.3%	PASS
Highland	San Bernardino	Measure T	42.9%	57.1%	FAIL

- San Bernardino voters approved a charter amendment altering employee disciplinary procedures but turned down a measure that would repeal a provision of the charter that provides police and fire employees with automatic, survey driven compensation increases. There are two important charter reform measures in the financially troubled city of San Bernardino.

San Bernardino Charter Reform

<u>Agency Name</u>	<u>County</u>		<u>YES%</u>	<u>NO%</u>	
San Bernardino	San Bernardino	Measure R	54.8%	45.2%	PASS
San Bernardino	San Bernardino	Measure Q	44.7%	55.3%	FAIL

- Eight small cities are considered measures to make the currently elected office of city clerk or city treasurer appointed positions. Five approved.

Appointed City Clerk / City Treasurer / etc.

<u>Agency Name</u>	<u>County</u>			<u>YES%</u>	<u>NO%</u>	
Pleasant Hill	Contra Costa	Measure T	✔ appoint clerk	69.9%	30.1%	PASS
Point Arena	Mendocino	Measure R	✔ appoint treasurer	69.1%	31.0%	PASS
Crescent City	Del Norte	Measure C	✔ appoint clerk	56.3%	43.7%	PASS
Seal Beach	Orange	Measure EE	✔ appoint clerk	52.0%	48.0%	PASS
La Mesa	San Diego	Proposition M	✔ appoint clerk	51.6%	48.4%	PASS
Benicia	Solano	Measure B	✔ appoint clerk	46.8%	53.2%	FAIL
Galt	Sacramento	Measure C	✔ appoint clerk	43.9%	56.1%	FAIL
Hollister	San Benito	Measure K	✔ appoint treasurer	41.2%	58.8%	FAIL

For more information: Michael Coleman 530-758-3952. coleman@muniwest.com

Source: County elections offices.

