

**Annual**

# **Water Quality**

## **Consumer Confidence Report**

**Reporting year 2021**



**Presented by  
City of Greenfield  
Public Works Department**

**PWS ID: CA2710008**

For more information about this report, or for any questions relating to your drinking water, please call Public Works Department , at (831) 674-2635 or email at [publicworks@ci.greenfield.ca.us](mailto:publicworks@ci.greenfield.ca.us)

Para obtener más información sobre este informe, o para cualquier pregunta relacionada con su agua potable, llame a, Departamento de Obras Públicas, al (831) 674-2635 o envíe un correo electrónico a [publicworks@ci.greenfield.ca.us](mailto:publicworks@ci.greenfield.ca.us)

# Water Quality and YOU

Greenfield's Public Works Department proudly present our Annual Water Quality Report also referred to as a Consumer Confidence Report (CCR). This Annual Consumer. Confidence Report provides important information about Greenfield's water supply, water quality, and water delivery system.

The City of Greenfield is committed to providing a safe, reliable supply of quality drinking water. The city encourages public interest and participation in decisions affecting the community's drinking water supply.

Last year, as in past years, your tap water met all USEPA and State drinking water health standards. Local water agencies vigilantly safeguard water supplies. This brochure is a snapshot of last year's water quality. Included are the details about where your water comes from, what it contains and how it compares to State standards.

The State Water Resources Control Board, Drinking (SWRCB), Division of Drinking Water requires water agencies to annually notify their customers of elements in their drinking water.

Additional information about the content of this report (and additional copies) can be obtained by calling at (831) 674-2635 / or stopping by Greenfield City Hall, 599 El Camino Real, Greenfield, CA 93927, or Email: [publicworks@ci.greenfield.ca.us](mailto:publicworks@ci.greenfield.ca.us)




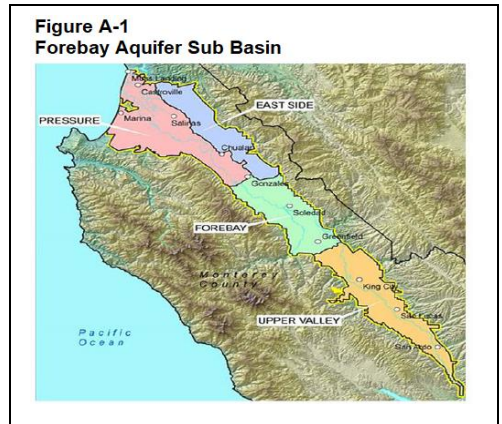
## ***Greenfield City Council***

*Regular meetings are at 6:00 P.M. on the second and fourth Tuesday of each month at 599 El Camino Real in the City's Council Chambers. Occasionally special meetings are called to address issues of public interest that need immediate attention. The times and locations for these special meetings will be posted in front of City Hall in the public bulletin board.*

***This is not the result of punitive action, nor is it indicative of any violation of treatment practices. It is strictly a mandated public information service legislated to keep you informed each year of the facts about your drinking water.***

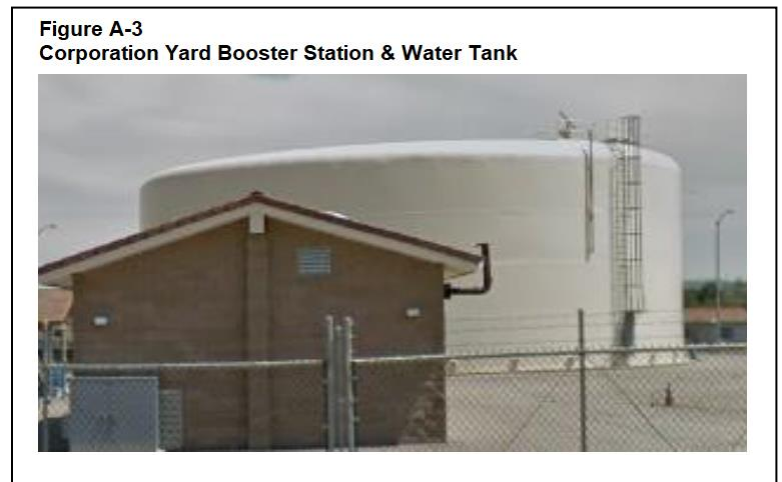
# Where Does Our Drinking Water Come From?

The City water comes from three (3) wells varying in depth and two (2) water storage tanks. In 2021, well # 7 located at 14th street was repaired and has been put back online. The City of Greenfield obtains its municipal potable water supply from the Central Salinas Valley Groundwater Basin (SVGB) – Fore Bay Aquifer Sub-basin occupies the central portion of the Salinas Valley and extends from the town of Gonzales in the north to approximately three miles south of Greenfield (Figure A-1).



The Oak Avenue System consist of wells #1 & # 6, located on 14th Street and Cherry Avenue on the northwest of town. The water is treated with 12.5% sodium hypochlorite, upstream of the well meter; They supply about 2500 gallons per minute of water to a 1-million-gallon storage tank and booster pump station located on Oak Avenue and 13th Street (figure A-2). Water is then pumped into the distribution system by booster pumps at 54 psi.

The Corporation Yard Booster Station is located next the public works Corporation Yard located at Walnut Avenue and Tenth Street consisting of Well #7, which pumps about 1800 gallons per minute to a 1.5-million-gallon tank treated with 12.5% sodium hypochlorite, upstream of the well meter. The water is then pumped into the distribution system by booster pumps at 60 psi. Where it joins the distribution system on Tenth and Walnut Avenue.



In 2021, these wells supplied 626 million gallons of water (1921 Acre Feet) to Greenfield's 17,898 residents Our

# Water Quality Assurance Program

The Public Works Department Utilities Division mission is to provide our customers with a reliable supply of high-quality drinking water.

The Utilities Division conducts a comprehensive water quality assurance program. We collect and report over twenty samples a month throughout our system to regularly monitor water quality. We send samples to a state certified laboratory for testing and are pleased to report that all samples have tested negative for coliforms and that the city had zero violations related to any maximum contaminant level (MCL) in the calendar year 2021.

Other water samples are collected periodically to check for levels of Lead and Copper, Disinfection by-products Trihalomethanes and Halo acetic acids (THMs and HAAs) and general physical components as required by state and federal regulations.

The Utilities Operators are made up of trained well-equipped, certified operators that are dedicated to achieving the Utilities Division mission. Operations staff members monitor the system 365 days a year and stand by to respond to both routine and emergency conditions.

The Public Works and Building Department work together to ensure that appropriate external backflow prevention assemblies are installed on all new construction projects and tenant improvements.

Greenfield Municipal Code, Chapter 13.40 Regulations of Water System Cross Connections requires property owners of backflow devices register and test annually by a registered certified backflow tester. The purpose of this chapter is to protect the city's public water supply and eliminate existing connections between drinking water systems and sources of contamination.



# Substances That could be in Water

The sources of drinking water (both tap water and bottled water) include rivers, lakes, streams, ponds, reservoirs, springs, and wells. As water travels over the surface of the land or through the ground, it dissolves naturally occurring minerals and, in some cases, other material, and can pick up substances resulting from the presence of animals or from human activity.

To ensure that tap water is safe to drink, the U.S. Environmental Protection Agency (U.S. EPA) and the State Water Resource Control Board (SWRCB) prescribe regulations that limit the number of certain contaminants in water provided by public water systems. State Board regulations also establish limits for contaminants in bottled water that must provide the same protection for public health. Drinking water, including bottled water, may reasonably be expected to contain at least small amounts of some contaminants. The presence of contaminants does not necessarily indicate that water poses a health risk. More information about contaminants and potential health effects can be obtained by calling the U.S. EPA's Safe Drinking Water Hotline at (800) 426-479

## **Types of contaminants that may be present in some source waters prior to treatment could include:**

- **Microbial contaminants**, such as viruses and bacteria, which may come from sewage treatment plants, septic systems, agricultural livestock operations and wildlife.
- **Inorganic contaminants**, such as salts and metals, which can be naturally occurring or result from urban storm water runoff, industrial or domestic wastewater discharges, oil and gas production, mining, or farming
- **Pesticides and herbicides**, that may come from a variety of sources such as agriculture, urban storm water runoff, and residential uses.
- **Organic chemical contaminants**, Organic chemical contaminants, including synthetic and volatile organic chemicals, that are by-products of industrial processes and petroleum production, and can also come from gas stations, urban storm water runoff, agricultural application, and septic systems.
- **Radioactive contaminants**, that can be naturally occurring or be the result of oil and gas production and mining activities.

California drinking water regulations require that water delivered by public water systems “...at all times be pure, wholesome, and potable”, as required by the federal and state Safe Drinking Water Acts. To accomplish this mandate, domestic water must meet strict standards, as provided in the California Domestic Water Quality and Monitoring Regulations. This regulation includes primary and secondary maximum contaminant levels (MCL) and monitoring frequencies for specified microbiological, chemical and radionuclide contaminants. Primary contaminants are those, which may have an adverse health effect. Secondary contaminants are those which may adversely affect the aesthetic quality of the drinking water. The regulation includes the provisions adopted by the federal Safe Drinking Water Act of 1974.

The following table lists all the drinking water contaminants that the city detected during the 2020 and 2021 calendar year. To ensure that tap water is safe to drink, the California Department of Health Services prescribes regulations, which limit the number of certain contaminants in water provided by public water systems. The City treats water according to the Departments regulations. The Department's Food and Drug Branch establishes limits for contaminants in bottled water that must provide the same protection for the public. The presence of these contaminants in the water does not necessarily indicate that the water poses a health risk. Unless otherwise noted, data presented in this table is an average of testing done on all 3 wells. The State allows the city to monitor for contaminants less than once per year as the concentrations of these contaminants do not change frequently. Some of the data, though representative of the water quality, is more than a year old.

As you can see by the table, the City's water system had no violations. We're proud that your drinking water meets or exceeds all Federal and State requirements. We have learned through our monitoring and testing that some contaminants have been detected. The USEPA has determined that your water IS SAFE at these levels.

For more information about this report, or for any questions relating to your drinking water, please call Arturo Felix Public Works Operations Manager , at (831) 674-2635 or email at [publicworks@ci.greenfield.ca.us](mailto:publicworks@ci.greenfield.ca.us)

Para obtener más información sobre este informe, o para cualquier pregunta relacionada con su agua potable, llame a, Departamento de Obras Públicas, Arturo Felix al (831) 674-2635 o envíe un correo electrónico a [publicworks@ci.greenfield.ca.us](mailto:publicworks@ci.greenfield.ca.us)

# Definitions of terms and abbreviations used in the table:

- **Maximum Contaminant Level (MCL):** The highest level of a contaminant that is allowed in drinking water. Primary MCLs are set as close to the PHGs (or MCLGs) as economically and technologically feasible. Secondary MCLs are set to protect the odor, taste, and appearance of drinking water.
- **Maximum Contaminant Level Goal (MCLG):** The level of a contaminant in drinking water below which there is no known or expected risk to health. MCLGs are set by the U.S. Environmental Protection Agency.
- **Public Health Goal (PHG):** The level of a contaminant in drinking water below which there is no known or expected risk to health. PHGs are set by the California Environmental Protection Agency.
- **Maximum residual disinfectant level (MRDL):** The highest level of a disinfectant allowed in drinking water. There is convincing evidence that addition of a disinfectant is necessary for control of microbial contaminants.
- **Maximum residual disinfectant level goal (MRDLG):** The level of a drinking water disinfectant below which there is no known or expected risk to health. MRDLGs do not reflect the benefits of the use of disinfectants to control microbial contaminants.
- **Primary Drinking Water Standard (PDWS):** MCLs and MRDLs for contaminants that affect health, along with their monitoring and reporting requirements, and water treatment requirements.
- **Treatment Technique (TT):** A required process intended to reduce the level of a contaminant in drinking water.
- **Regulatory Action Level (AL):** The concentration of a contaminant that, if exceeded, trigger's treatment or other requirements that a water system must follow.

**SUMMARY OF WATER QUALITY DATA FOR THE YEARS 2020 - 2021- WELLS 1, 6 AND 7**

Primary Standards - Mandated Health Related Standards										
Coliform Bacteria		Number of Detections		MCL		PHG	MCLG	Likely Source of Contamination		
Total Coliform Bacteria (Total Coliform Rule)		0	No more than one positive monthly sample			0	0	Naturally present in the environment		
Fecal Coliform Bacteria (Total Coliform Rule)		0	A routine sample and a repeat sample are total coliform positive, and one of these is also fecal coliform or E.coli positive			0	0	Human and animal fecal waste		
Radioactive Contaminants		Violation Y/N	Level Detected	Range	Unit	MCL or [MRDL]	PHG	MCLG	Likely Source of Contamination	
Gross Alpha particle activity		N	4.69	1.31-9.53	pCi/L	15	15	15	Erosion of natural deposits	
Combined radium		N	0.06	ND-0.363	pCi/L	5	5	5	Erosion of natural deposits	
Uranium		N	6.67	4.4-11.6	pCi/L	20	20	0.43	Erosion of natural deposits	
Contaminant	Violation Y/N	Level	Range	Unit	MCL or [MRDL]	PHG	MCLG	Likely Source of Contamination		
Inorganic Contaminants										
Arsenic		N	1.77	1.2-2.1	ppb	10	0.004	0.004	Erosion of natural deposits; runoff from orchards; glass and electronics production wastes	
Barium		N	0.048	0.032-0.066	ppm	1	2	2	Discharge from oil drilling wastes and from metal refineries; erosion of natural deposits	
Chromium (Total)		N	2.87	1.6-4.2	ppb	50	100	100	Discharge from Steel and pulp mills and chrome plating; erosion from natural deposits	
<b>Hexavalent Chromium *1</b>		<b>N</b>	<b>1.8</b>	<b>1.2-2.8</b>	<b>ppb</b>	<b>10</b>	<b>0.02</b>	<b>0.02</b>	<i>Discharge from electroplating factories, leather tanneries, wood preservation, chemical synthesis, refractory production, and textile manufacturing facilities; erosion of natural deposits</i>	
Fluoride		N	0.23	0.2-0.3	ppm	2	1	1	Erosion of natural deposits; water additive that promotes strong teeth, discharge from fertilizer and aluminum factories.	
Nitrate (as N)		N	3.21	0.6-6.4	ppm	10	10	10	Runoff and leaching from fertilizer use; leaching from septic tanks, sewage; erosion of natural deposits	
Selenium		N	2.2	1.6-2.9	ppb	50	30	30	Discharge from petroleum, glass, and metal refineries; erosion of natural deposits; discharge from mines and chemical	
Haloacetic Acids (HAA5)		N	0.25	ND-2	ppb	60	N/A	N/A	By-product of drinking water disinfection	
Total Trihalomethanes		N	1.31	ND-5	ppb	80	N/A	N/A	By-product of drinking water disinfection	
Secondary Standards - Aesthetic Standards										
Color		N	ND	ND	Units	15	N/A	N/A	Naturally occurring organic materials	
Turbidity		N	0.12	0.1-0.15	Units	5	N/A	N/A	Soil runoff	
Total Dissolved Solids		N	513	577-1122	ppm	1000	N/A	N/A	Runoff/leaching from natural deposits	
Specific Conductance		N	805	566-1122	µS/cm	1600	N/A	N/A	Substance that form ions when in water; seawater influence	
Chloride		N	62	27-97	ppm	500	N/A	N/A	Runoff/leaching from natural deposits; sea water influence	
Iron		N	9.7	ND-29	ppb	300	N/A	N/A	Leaching from natural deposits; industrial wastes	
Sulfate		N	166	104-245	ppm	500	N/A	N/A	Runoff/leaching from natural deposits; industrial waste	
Other Constituents										
Sodium		N	51	24-82	ppm	N/A	N/A	N/A	Generally found in ground and surface water	
Total Hardness		N	17.74	14.5-23	Grains per Gallon	N/A	N/A	N/A	Generally found in ground and surface water	
LEAD and COPPER		# Of Samples Collected	90th Percentile Level	# Of Sites Exceeding AL	AL	PHG	Violation		Likely Source of Contamination	
Lead (ppb)		30	ND	0	15	0.2	0.2	0.2	Internal corrosion of household water plumbing systems; discharges from industrial manufacturers; erosion of natural deposits	
Copper (ppm)		30	0.08	0	1.3	0.3	0.2	0.2	Internal corrosion of household plumbing systems; erosion of natural deposits; leaching from wood preservatives	
Unregulated Contaminant Monitoring										
UCMR3			Entry Point to the Distribution System		Distribution System Maximum Residence Time			Major Sources in Drinking Water		
Detected Contaminants		Units	Annual Average	Range Low-High	Tested Year	Annual Average	Range Low-High	Violation	Major Sources in Drinking Water	
Chromium		ppt	2300	2100-2500	2014	2150	2100-2200	No	Erosion of Natural Deposits	
Molybdenum		ppb	22	13-31	2014	26	25-27	No	Erosion of Natural Deposits	
Strontium		ppb	630	430-820	2014	725	710-740	No	Erosion of Natural Deposits	
Vanadium		ppb	13.75	13-14	2014	13	12-14	No	Erosion of Natural Deposits	
Hexavalent Chromium		ppt	2125	1800-2400	2014	2300	1900-2700	No	Erosion of Natural Deposits	
Chlorate		ppb	135	ND-160	2014	160	150-170	No	Disinfectant added for treatment, an agricultural defoliant or desiccant	
UCMR4			Entry Point to the Distribution System		Distribution System Maximum Residence Time			Major Sources in Drinking Water		
Detected Contaminants		Units	Annual Average	Range Low-High	Tested Year	Annual Average	Range Low-High	Violation	Major Sources in Drinking Water	
Bromide		ppb	280	150-410	2018			No	Erosion of Natural Deposits	
Manganese		ppb	1.45	ND-2.9	2018			No	Erosion of Natural Deposits	
Bromochloroacetic Acid (BCAA)		ppb			2018	0.13	ND-0.51	No	By-product of drinking water disinfection	
Dibromoacetic Acid (DBAA)		ppb			2018	2.5	1.1-5.5	No	By-product of drinking water disinfection	
Key to Table										
				Units			Equivalence			
ND: not detectable at testing limit				mg/L – milligrams per liter	ppm – parts per million			1 second in 11.5 days		
µS/cm: a measure of specific conductance				µg/L – micrograms per liter	ppb – parts per billion			1 second in nearly 32 years		
				ng/ – nanograms per liter	ppt – parts per trillion			1 second in nearly 32,000 years		
				pg/L – picograms per liter	ppq – parts per quadrillion			1 second in nearly 32,000,000 years		

\*1 - There is currently no MCL for hexavalent chromium. The previous MCL of 0.010mg/L was withdrawn on September 11, 2017.



# Water Conservation and You

Water is a critical part of California's way of life. Our economy, our environment and our day-to-day lifestyle need water to flourish. The good news...it's easy to keep saving! There are lots of simple ways to reduce the amount of water that we use at home, both inside and outside

## Remember indoors



Take shorter showers — five minutes or less is best.

Turn off the water while soaping hands and brushing teeth.



Turn off sink faucet while scrubbing dishes and pots.



Install new toilets that use less than 1.6 gallons per flush.



Put faucet aerators on sink faucets.



Get an Energy Star labeled washing machine.



Use a low flow showerhead.

Wash only full loads.

## Remember outdoors

Use a broom, not a hose, to clean driveways and walkways.



Water your yard and outdoor plants early or late in the day to reduce evaporation.



Mulch around plants to hold water in the soil.

Use a shut-off nozzle on your hose.



Use plants that require less water.

