





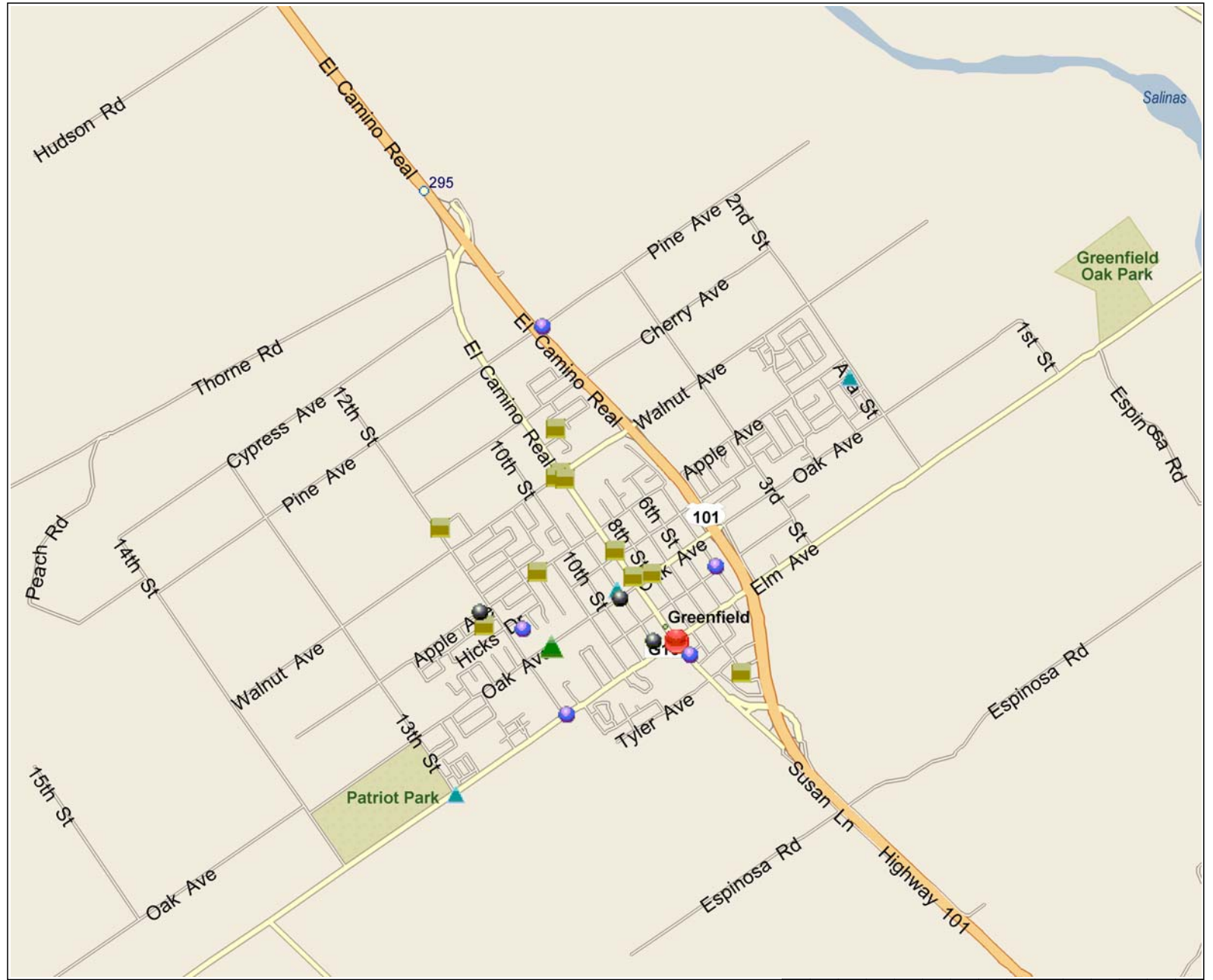


GREENFIELD POLICE DEPARTMENT - PART I CRIMES - APRIL 2016

- Pushpins**
-  MOTOR VEHICLE THEFT
 -  THEFT
 -  BURGLARY
 -  ASSAULT
 -  ROBBERY
 -  HOMICIDE



Incident Directory Report (Summary)

Summary by Record Type and BCS Code Description

Note :Does not include Bookings, Parkings, Gen Alpha/Property

		2016\01	2016\02	2016\03	2016\04	Total
ACCIDENT	<i>TC Hit and Run Public</i>	1	3	2		6
	<i>TC Hit and Run Private</i>	2	1			3
	<i>TC Other Private</i>		1	1	1	3
	<i>TC Other Public</i>	8	7	5	4	24
	Sub Total	11	12	8	5	36
BOOKING	<i>BOOK</i>	36	23	24	25	108
	Sub Total	36	23	24	25	108
CASE-GEN	<i>(1) Homicide</i>			2	1	3
	<i>(2) Rape \ No Force</i>			1		1
	<i>(3) Robbery Strong Arm</i>				1	1
	<i>(3) Robbery WWeapon</i>	4				4
	<i>(4) Aggravated Assault</i>	2	2	3	1	8
	<i>(4) Assault Simple</i>	4	7	9	5	25
	<i>(5) Burglary</i>	6	5	3	4	18
	<i>(6) Theft</i>	15	16	19	11	61
	<i>(7) Veh Theft/Rec</i>	14	3	9	4	30
	<i>Animal</i>	22	7	11	17	57
	<i>Civil Matter</i>	5	6	9	4	24
	<i>Coded Misc</i>				1	1
	<i>Codes City</i>	3	2	3	2	10
	<i>Ctrl Sub Paraphernalia</i>	1			1	2
<i>Ctrl Sub Possession</i>	5	2	3	5	15	

Incident Directory Report (Summary)

Summary by Record Type and BCS Code Description

Note :Does not include Bookings, Parkings, Gen Alpha/Property

		2016\01	2016\02	2016\03	2016\04	Total
CASE-GEN	<i>Ctrl Sub Sales</i>	1	1			2
	<i>Evidence and Property</i>				1	1
	<i>Family Quarrel</i>	1	1	5	5	12
	<i>Fire-Arson</i>		1		1	2
	<i>Fire-Attempted Arson</i>				1	1
	<i>Fire-Misc</i>	2		1	3	6
	<i>Fraul Embezzle</i>	2	2	3	2	9
	<i>Illegal-Devices</i>				1	1
	<i>Incidents Suspicious</i>	9	8	15	10	42
	<i>Juvenile-Assistance</i>	8	10	9	7	34
	<i>Juvenile-Out of Control</i>	2	5	1	4	12
	<i>Misconduct-Disorderly</i>	4		1		5
	<i>Misconduct-Dist. the Peace</i>	8	9	5	11	33
	<i>Moral Sex Offenses</i>	1		2	1	4
	<i>Obstructing Police</i>	2				2
	<i>Persons Cared For</i>	10	5	4	8	27
	<i>Property-Damaged Dest</i>	26	13	20	9	68
	<i>Property-Lost Misplaced</i>	2	3	3	3	11
	<i>Property-Recovered Found</i>	3	9	2	2	16
	<i>Property-Stolen</i>	1				1
<i>Services</i>		1			1	
<i>Supplement</i>	3		6	6	15	

Incident Directory Report (Summary)

Summary by Record Type and BCS Code Description

Note :Does not include Bookings, Parkings, Gen Alpha/Property

		2016\01	2016\02	2016\03	2016\04	Total
CASE-GEN	<i>Traffic Vio Moving</i>	3	1	1	2	7
	<i>Traffic Vio Non Moving</i>	1	1	4	7	13
	<i>Traffic Vio Operator</i>	8	4	4	9	25
	<i>Unlawful Detention False</i>			1		1
	<i>Warrant\Prob\Parole\Regist</i>	14	9	6	8	37
	<i>Weapons Illegal</i>			1		1
	Sub Total	192	133	166	158	649
CASE-INFO	<i>ANIM</i>	2				2
	<i>ASSI</i>	2	4	3		9
	<i>BUSI</i>				1	1
	<i>HOUS</i>			5		5
	<i>NOIS</i>				1	1
	<i>PARK</i>	7	25	8	9	49
	<i>REPO</i>	5	4	3	1	13
	<i>SOLE</i>			1		1
	<i>SUSP</i>	3	5	12	4	24
	Sub Total	19	38	32	16	105
CITE	<i>MOVE</i>	61	39	35	73	208
	Sub Total	61	39	35	73	208
DUI	<i>Traffic Vio Under Influence</i>	2	3			5
	Sub Total	2	3			5
F.I.	<i>FI</i>	33	12	14	19	78

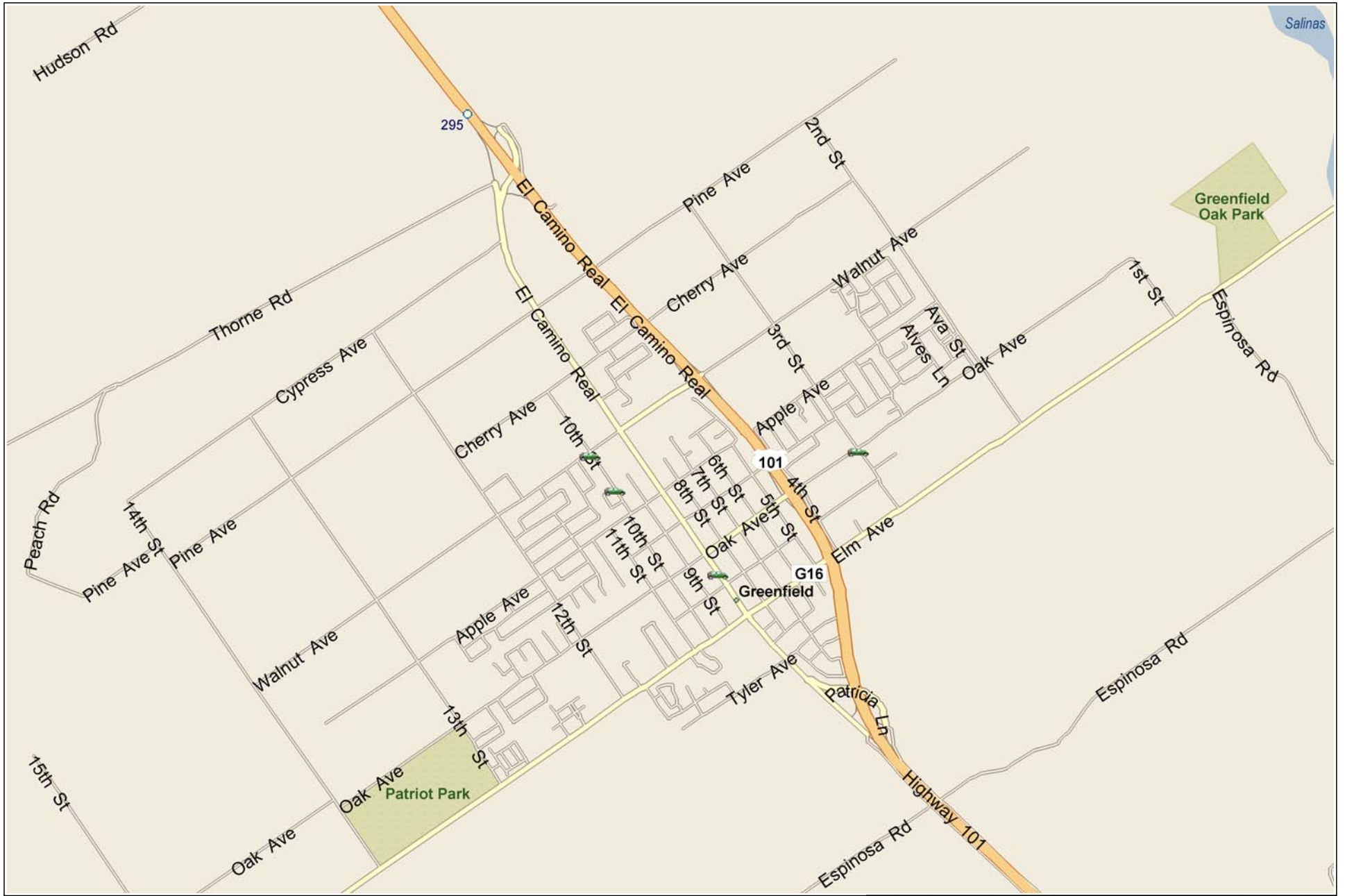
Incident Directory Report (Summary)

Summary by Record Type and BCS Code Description

Note :Does not include Bookings, Parkings, Gen Alpha/Property

		2016\01	2016\02	2016\03	2016\04	Total
F.I.	Sub Total	33	12	14	19	78
PAWN	<i>PAWN</i>	1				1
	Sub Total	1				1
REGIST		3	2	2	8	15
	Sub Total	3	2	2	8	15
WWBOL		11	14	7	4	36
	Sub Total	11	14	7	4	36
Grand Total		369	276	288	308	1,241

GREENFIELD POLICE DEPARTMENT - TRAFFIC ACCIDENTS - APRIL 2016



Copyright © and (P) 1988–2009 Microsoft Corporation and/or its suppliers. All rights reserved. <http://www.microsoft.com/mappoint/>
Certain mapping and direction data © 2009 NAVTEQ. All rights reserved. The Data for areas of Canada includes information taken with permission from Canadian authorities, including: © Her Majesty the Queen in Right of Canada, © Queen's Printer for Ontario. NAVTEQ and NAVTEQ ON BOARD are trademarks of NAVTEQ. © 2009 Tele Atlas North America, Inc. All rights reserved. Tele Atlas and Tele Atlas North America are trademarks of Tele Atlas, Inc. © 2009 by Applied Geographic Systems. All rights reserved.

Traffic Accident Report

Grouped and Sorted By Date and Time

Date	Time	Day	Location	Intersection/Distance	Cross Street	PCF	Number Inj/Killed		Incident No.
04/02/16	0754	SAT	446 10TH ST			Unknown	\	RALVAREZ	GA1600534
04/09/16	2112	SAT	1000 B WALNUT AV	X	10TH ST	Unknown	\	CWEBB	GA1600576
04/09/16	2134	SAT	1000 B WALNUT AV	X	10TH ST	Unknown	\	CWEBB	GA1600577
04/17/16	1829	SUN	145 EL CAMINO REAL			Unknown	\	JLEMONS	GA1600616
04/29/16	1815	FRI	OAK AV	X	3RD ST	Unknown	\	RGARCIA	GA1600688

Record Count **5**

Parking Citation Report

Grouped and Sorted By Violation, Street and Date (Brief Report)

Violation	Location	Area	Date	Citation	Officer
10.12.030	1	3%			
10.12.050	10	25%			
10.32.060	1	3%			
17.58.040	5	13%			
22500	3	8%			
22502	1	3%			
22507.8(A)	2	5%			
22514	3	8%			
4000(A)	13	33%			
VOID	1	3%			
	40	100%			

GREENFIELD POLICE DEPARTMENT

Monthly Revenue Report

April 2016

REVENUE RECEIPTS FOR POLICE DEPARTMENT SERVICES

AC#	ACCOUNT	April 2014	YTD 2015-16
40	Garage Sale Permits	\$ 40.00	\$ 5,924.00
41	Other Permits	\$ -	\$ -
10	Police Department Reports	\$ 206.00	\$ 4,133.00
24	Over / Short	\$ -	\$ (9.00)
32	POST Reimbursement	\$ -	\$ 846.58
22	SRO/Crossing Guards	\$ -	\$ 59,344.29
62	Ticket Sign Off	\$ 195.00	\$ 2,085.00
34	CalGrip Reimbursement	\$ -	\$ -
42	Livescan	\$ 928.00	\$ 6,931.00
67	Vehicle Releases	\$ 200.00	\$ 4,400.00
68	Parking Bail	\$ 3,045.31	\$ 18,952.92
69	CCW Permits	\$ -	\$ 100.00
70	Solicitor/Peddlers - Initial	\$ -	\$ 450.00
71	Solicitor/Peddlers - Renewal	\$ -	\$ 300.00
73	VIN Verifications	\$ -	\$ 40.00
74	Records Check	\$ 50.00	\$ 455.00
76	Taxi License - Initial	\$ -	\$ -
77	Taxi License - Renewal	\$ -	\$ -
82	Event Permit	\$ 200.00	\$ 2,900.00
16	City Fines	\$ -	\$ -
88	Other Police Services	\$ -	\$ 1,679.78
89	Animal Control	\$ 2,935.00	\$ 11,530.00
13	Return Check Fee	\$ -	\$ 25.00
18	Misc. Police Dep. Refunds/Reimbur.	\$ -	\$ 466.48
TOTAL		\$ 7,799.31	\$120,554.05

VEHICLE IMPOUNDS

	April 2016	YTD 2015-16
30-Day Impounds	2	39
1-Day Impounds	12	90
TOTAL	14	129